

# CAREERS DATA: CLASS OF 2016

THIS REPORT IS BASED ON THE RESULTS OF A 6-MONTH EMPLOYMENT OUTCOMES SURVEY FOR JACKSON SCHOOL STUDENTS GRADUATING AS PART OF THE CLASS OF 2016. JACKSON GRADUATES FOUND POSITIONS WITH OVER 200 EMPLOYERS WORLDWIDE.

## OVERALL EMPLOYMENT DATA



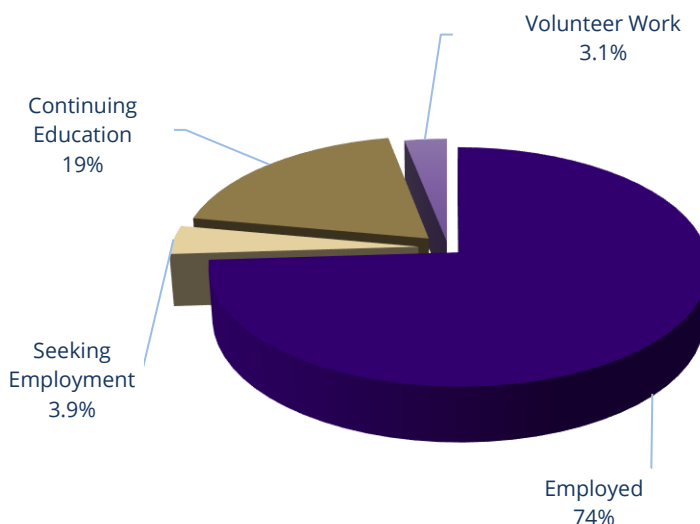
93% employed or in further education



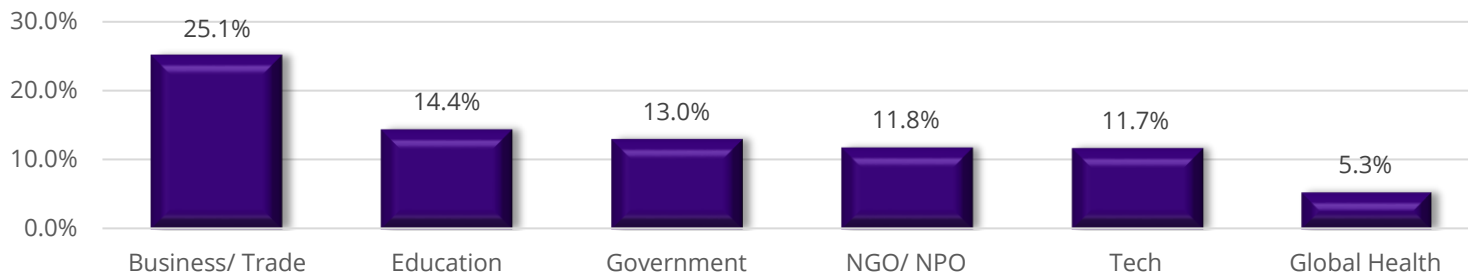
3.1% engaged in volunteer work



3.9% seeking employment



## TOP 6 EMPLOYMENT SECTORS

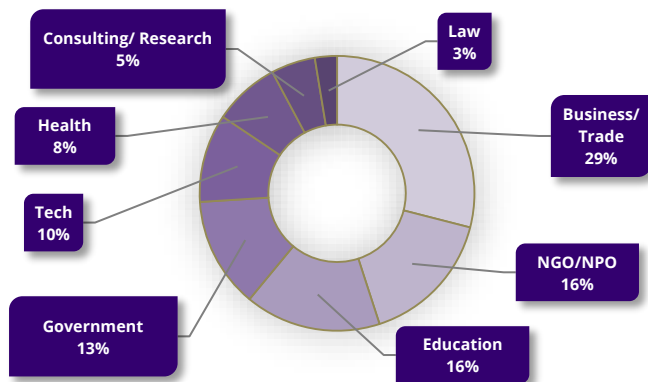


The Jackson School sends an employment survey to students at the time of their graduation and 6 months post-graduation. For the class of 2016, we collected employment data on 251 of 284 graduates, or 89% of the class.

Class of 2016 data includes undergraduate (B.A.), graduate (M.A.), and postgraduate (Ph.D.) students.

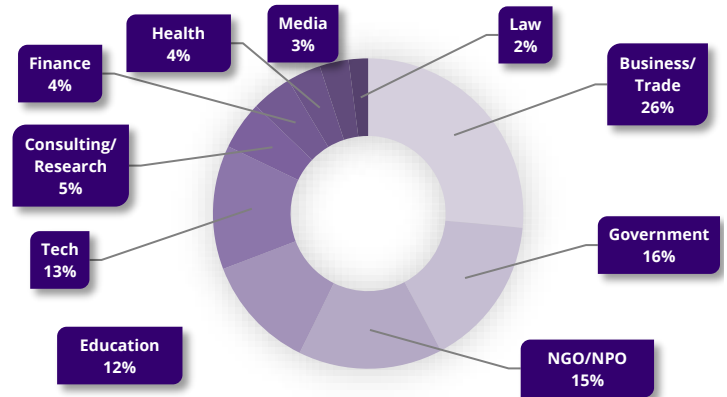
## M.A. GRADUATES

- 92.5% of Jackson M.A. graduates were employed or in continuing education 6 months post graduation.
- 3.7% were still seeking employment.
- Of those continuing their education, 63% went on to Ph.D. programs, 27% went on to professional degrees, and 10% went on to intensive language training programs.
- M.A. graduate employment breakdown by sector:



## B.A. GRADUATES

- 95.2% of Jackson B.A. graduates were employed or in continuing education 6 months post graduation.
- 3.1% were still seeking employment.
- Of those continuing their education, 75% went on to master's programs, 11% went on to professional degrees, 6% went on to Ph.D. programs, and 8% went on to professional certifications.
- B.A. graduate employment breakdown by sector:



## PH.D. GRADUATES

2016 saw the Jackson School celebrate its first graduating class of Ph.D. students. One hundred percent of our Ph.D. graduates were employed within 6 months of graduation and went into education, law, and the military.

## EMPLOYMENT LOCATION HIGHLIGHTS

